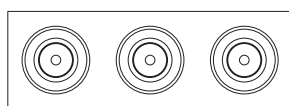
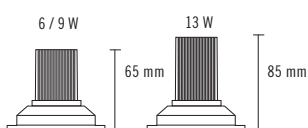




NEXIA INOX_S

Downlight LED en aluminio.



255 x 90 mm

00243 -		Color		CRI / Temp.	Ángulo	Led	Regulación	Clase
0	Blanco	H	927	2	20°	0	3 x 760 lm / 6 W	R II
1	Negro	E	930	4	40°	1	3 x 1030 lm / 9 W	D Dali
8	Aluminio	F	940	6	60°	2	3 x 1330 lm / 13 W	

975 g 243x82 mm 30° 1 44 CRI=90 3-SDCM 40.000 h 230 V DRIVER LED

DESCRIPCIÓN

Downlight empotrable orientable. Esta luminaria incorpora nuestro módulo LED 15030-. Dirver incluido.

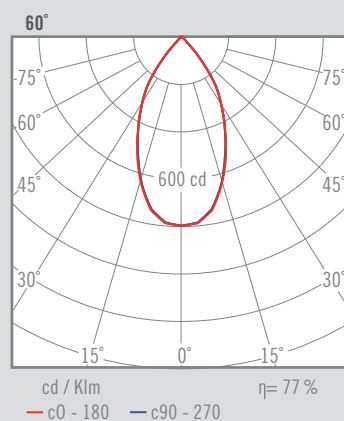
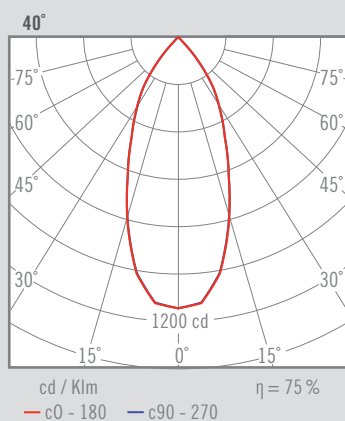
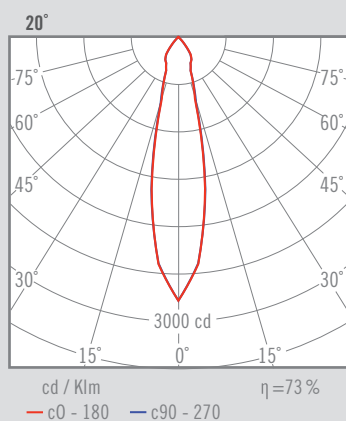
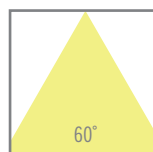
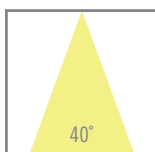
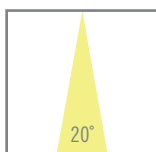
INSTALACIÓN

Empotrable redondo 243x82 mm.

ACCESORIOS

15031 - PANEL DE ABEJA 6 / 9 W

15032 - PANEL DE ABEJA 13 W



CERTIFICADOS DE CALIDAD :

