

INSTRUCCIONES DE MONTAJE / INSTALLATION INSTRUCTIONS

INOXS

00291,00292, 00293-XXXX MÓDULO LED



INFORMACION IMPORTANTE / IMPORTANT INFORMATION

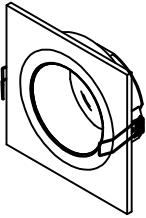
ES: La seguridad de la luminaria se garantiza solo cumpliendo las siguientes instrucciones; por ello, es necesario conservarlas.
EN: The safety of this luminaire is guaranteed only if you comply with these instructions; remember to conserve in a safe place.

ES: Asegurese que la tensión de red y frecuencia sea la adecuada al equipo.
EN: Ensure adequate voltage and frequency is supplied to the equipment.

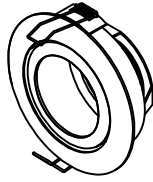
ES: La instalación debe realizarse por personal cualificado.
EN: The installation should be carried out qualified personnel.

NEXIA

NEXIA ILUMINACION S.L.
 Polígono Industrial Can Carner
 C/ Priorat, 14-20, 08211 Castellar del Vallès
 Barcelona, SPAIN
 Tel. 937154712
 info@nexia.es



00291

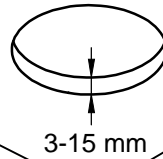


00292/00293



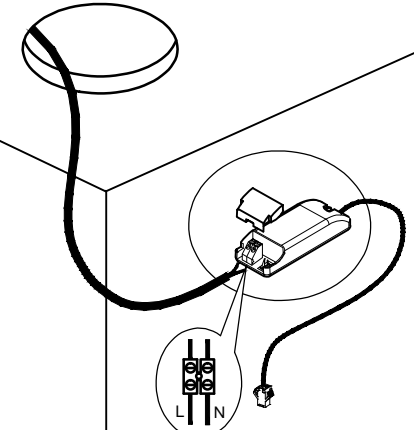
FIG-1

Ref. 00291: Ø82mm
 Ref. 00292: Ø82mm
 Ref. 00293: Ø57mm



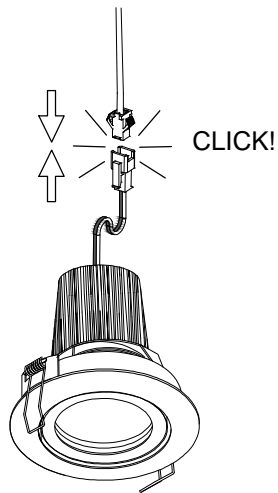
3-15 mm

FIG-2



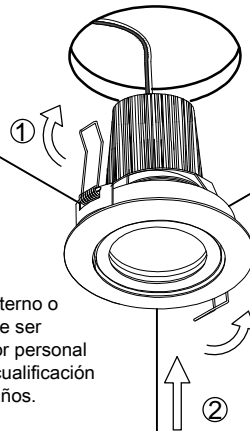
Entrada / Input

FIG-3



CLICK!

FIG-4

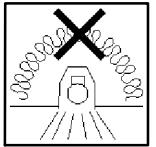


Si se daña el cable flexible externo o cordón de esta luminaria, debe ser substituido exclusivamente por personal de Nexia o una persona con cualificación similar para evitar posibles daños.

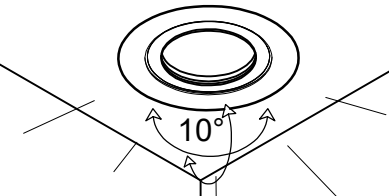
If the external flexible cable or cord of this luminaire is damaged, it shall be exclusively replaced by Nexia's personnel or a similar qualified person in order to avoid a hazard.

FIG-5

No cubra las luminarias con material aislante térmico
 Don't cover luminaires with thermal insulation material



Uso exclusivo para interiores
 For indoor use only



10°

* Sólo mod. 00291 y 00292
 * Only mod. 00291 y 00292

